



## RAIL RACK SPECIAL FEATURES



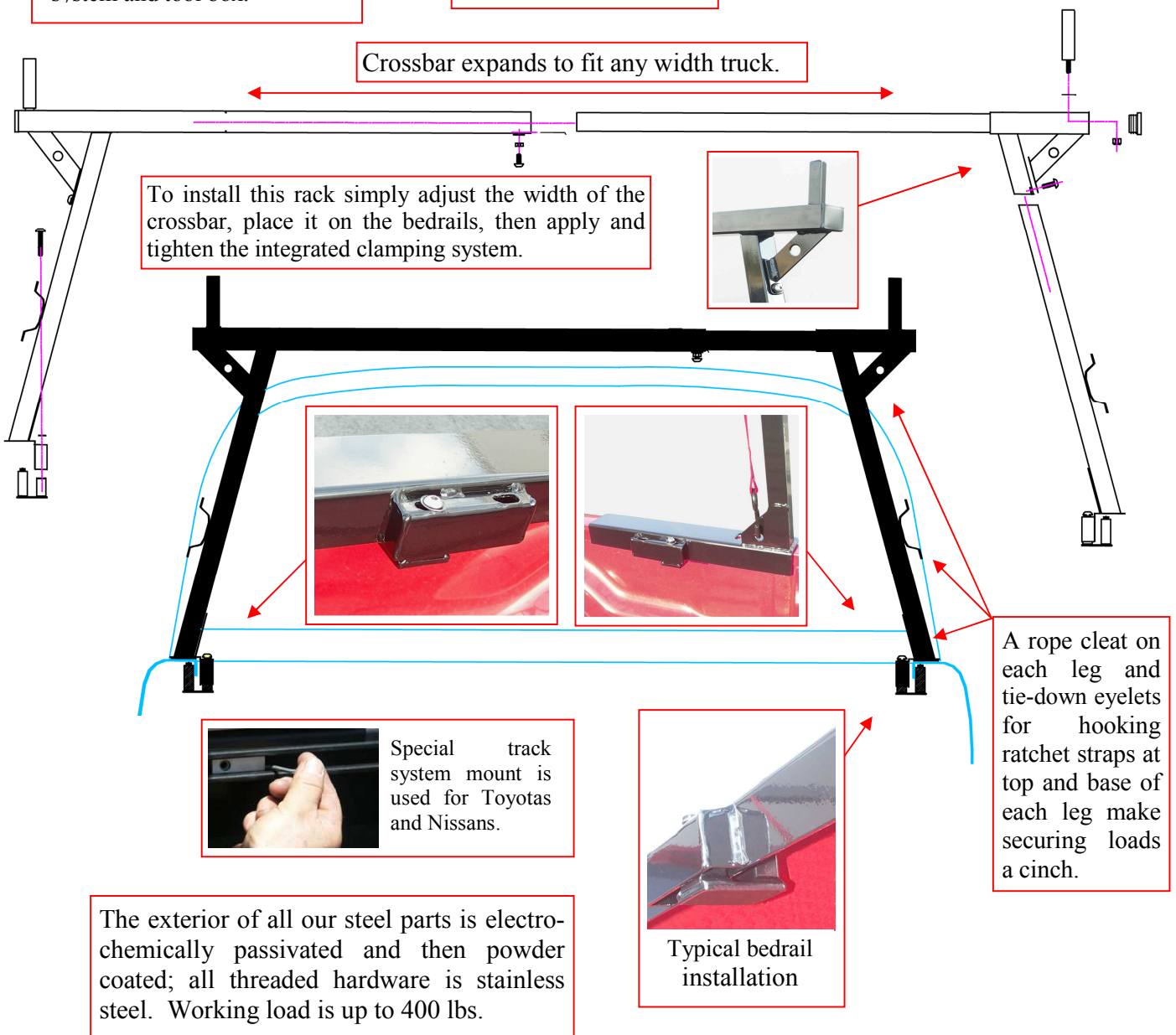
Toyota Tacoma with deckrail system and tool box.

Install your rack in 5 minutes **WITHOUT DRILLING**. Our powerful integrated clamping system works with conventional bedrails and adapts to work with track systems on newer Toyota and Nissan trucks.




The Rail Rack can be positioned anywhere along the bedrail.

A sturdy rack for Work  
An easy rack for Play




Crossbar expands to fit any width truck.

To install this rack simply adjust the width of the crossbar, place it on the bedrails, then apply and tighten the integrated clamping system.



Special track system mount is used for Toyotas and Nissans.



Typical bedrail installation

A rope cleat on each leg and tie-down eyelets for hooking ratchet straps at top and base of each leg make securing loads a cinch.

The exterior of all our steel parts is electrochemically passivated and then powder coated; all threaded hardware is stainless steel. Working load is up to 400 lbs.